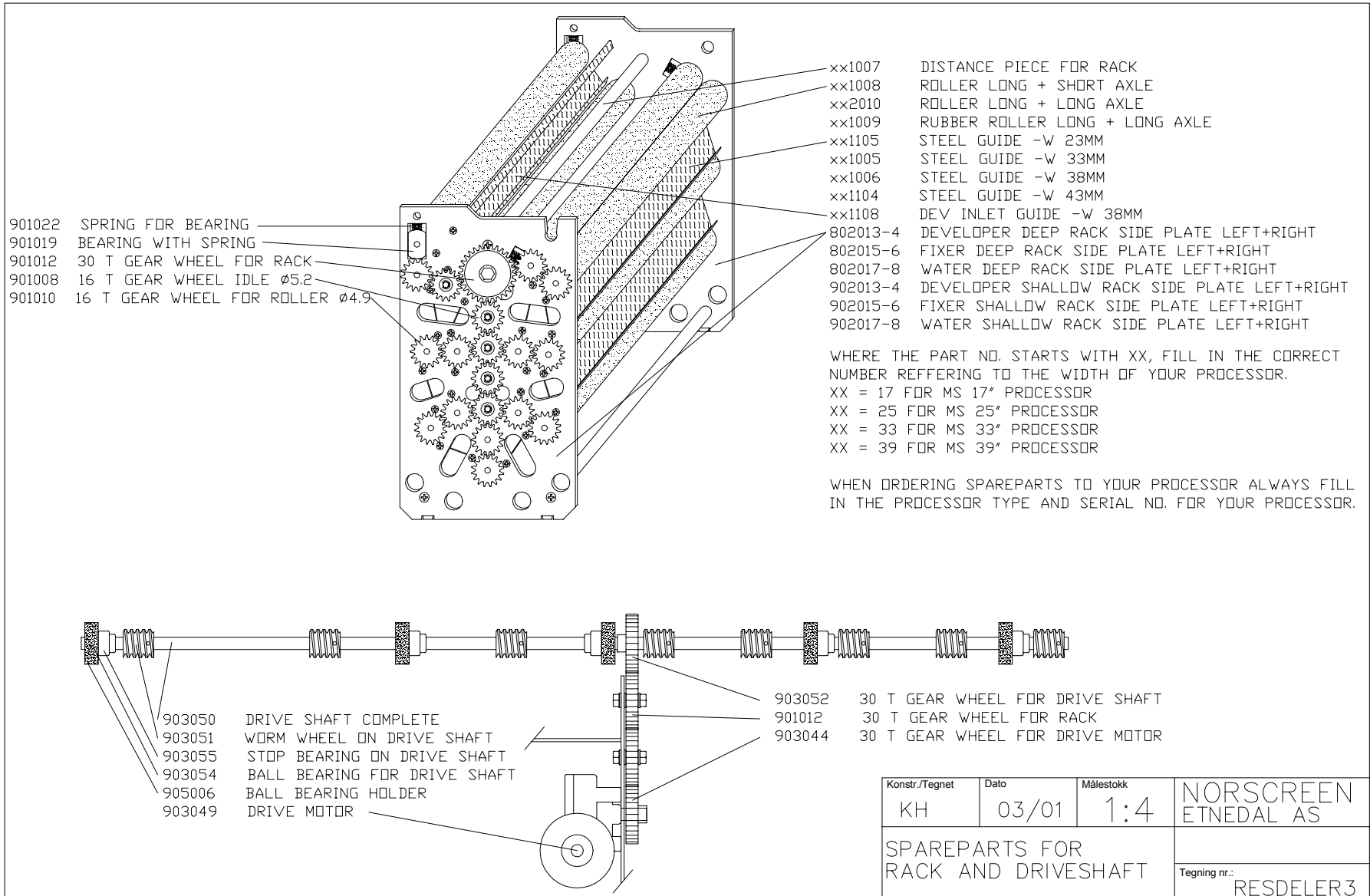
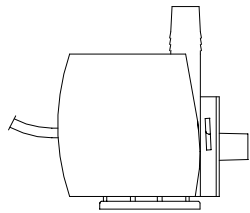
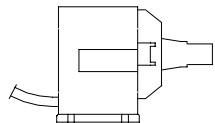


9. ILLUSTRATED SPAREPARTS

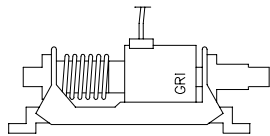




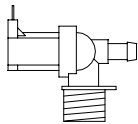
500-19-065
CIRCULATION PUMP MD 15



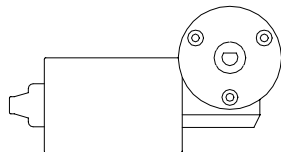
500-19-062
CIRCULATION PUMP MD10



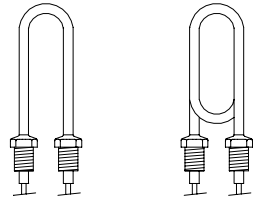
500-19-044
Replenishment Pump



905115
WATER VALVE



LGJ 6088
Drive Motor



500 Watt 903064
800 Watt 803064
DEV/FIX TANK HEATERS



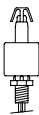
903060
LOW LEVEL PLATE TANK



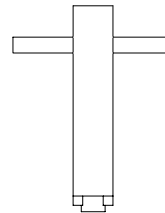
905050
Hollow Bolt For Temperature Probe



Temperature Probe - Tank
904069 Dev (Red Wires)
904070 Fix (Green Wires)



904040
Low Level Float Switch
Bottom of Dev/Fix Tanks



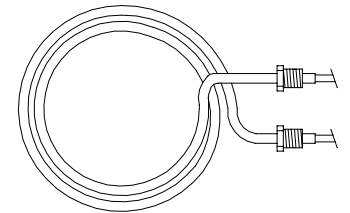
903058
OVERFLOW PIPE KEY



Overflow Pipes Shallow Tank
903056 DEV
903067 FIX
903057 WASH

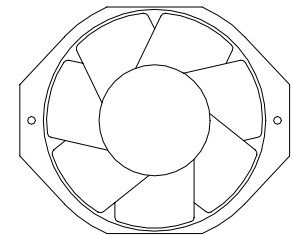
Overflow Pipes DeepTank
803056 DEV
803067 FIX
803057 WASH

"O"-Ring For Overflow Pipe
905007



175033
HEATING ELEMENT DRYER 1000W

255033
HEATING ELEMENT DRYER 1600W



905031 Upper Dryer Fan (1.5" Thick)
905130 Lower Dryer Fan (2.5" Thick)

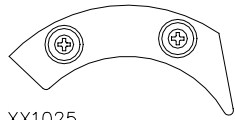


904107
Thermal Safety Switch (Dryer)
Encased in a Brown Epoxy



902037
Temperature Probe Dryer

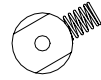
Konstr./Tegnet	Dato	Målestokk	NORSCREEN ETNEDAL AS	
KH	38/99	1:8	Erst. for:	Erst. av:
SPAREPARTS FOR TANK AND DRYER			Tegning nr.: RESDELER1	



XX1025
CROSS-OVER DEV COMPL. (RED)

XX1026
CROSS-OVER FIX COMPL. (GREEN)

XX1027
CROSS-OVER WATER COMPL. (BLACK)



901022
SPRING FOR BEARING



901021
STEEL BEARING FOR 30T GEAR WHEEL



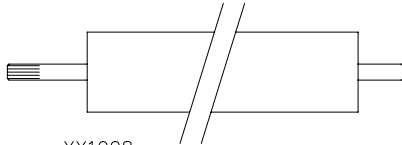
903051
WORM WHEEL ON DRIVE SHAFT



905003
CROSS OVER HOOK LEFT/RIGHT SIDE



903054
BALL BEARING FOR DRIVE SHAFT



XX1008
ROLLER LONG + SHORT AXLE

XX2010
ROLLER LONG + LONG AXLE

XX2009
ROLLER LONG + EXTRA SHORT AXLE

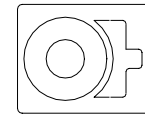
XX1009
RUBBER ROLLER LONG + LONG AXLE



905000
BEARING FOR ROLLER $\varnothing 5.5$



200301
C CLIP FOR STEEL AXLE



905006
BALL BEARING HOLDER



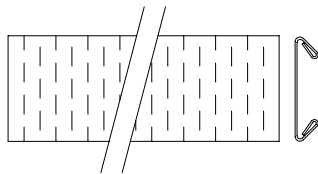
901008
16 T $\varnothing 5.2$ GEAR WHEEL IDLE



200303
NYLON WASHER 1MM FOR ROLLER



903055
STOP-BEARING FOR DRIVE SHAFT



XX1108
DEV INLET GUIDE 38MM (21X28MM)

XX1105
STEEL GUIDE 23MM

XX1005
STEEL GUIDE 33MM

XX1006
STEEL GUIDE 38MM

XX1104
STEEL GUIDE 43MM

XX1004
STEEL GUIDE 48MM

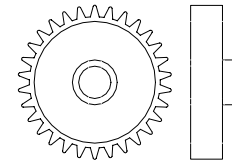
XX2006
DRYER ALU GUIDE 51MM



901010
16 T $\varnothing 4.9$ GEAR WHEEL FOR ROLLER

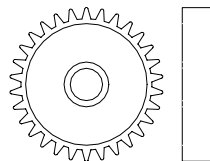


200305
NYLON WASHER 3MM FOR 16 T



903044
30 T GEAR WHEEL FOR DRIVE MOTOR

903052
30 T GEAR WHEEL FOR DRIVE SHAFT



901012
30 T GEAR WHEEL FOR RACK



200507
AXLE FOR 16 T GEAR WHEEL

Konstr./Tegnet	Dato	Målestokk	NORSCREEN ETNEDAL AS	
KH	03/01	1:4	Erst. for:	Erst. av:
SPAREPARTS FOR RACK AND DRIVESHAFT			Tegning nr.: RESDELER4	

10. SPARE PARTS LIST FOR LL-FILM PROCESSORS

Illustration on
pgs. 32-33-34

	Part no.	Description
	175005	GAS STRUT FOR TOP COVER LL 17
YES	XX5033	HEATING ELEMENT FOR DRYER 1000W
YES	200301	C-CLIPS FOR STEEL TAP (AXLE/16T GEAR WHEEL)
YES	200303	NYLON WASHER FOR ROLLER, 1MM Ø=5,5mm
YES	200305	NYLON WASHER FOR 16 T GEAR WHEEL, 3MM Ø=5,5mm
YES	200507	STEEL TAP 5 x 26MM (AXLE) FOR 16 T GEAR WHEEL
	224067	FRONT BOARD TP-30 FOR ALL LL MODELS
	904096	Anti-Ox Switch on TP-30
	904097	Replenishment Switch on TP-30
	904126	Daylight Start Switch on TP-30
	255010	GAS STRUT FOR TOP COVER LL 17, 25
YES	XX5033	HEATING ELEMENT DRYER 1000 W
	335015	GAS STRUT FOR TOP COVER LL 33, 39
YES	500-19-065	CIRCULATION PUMP MD 15 (33-D,-HS, 39-D,-HS, 48)
YES	500-19-062	CIRCULATION PUMP MD 10 (LL17 and LL25)
	500-19-052	CIRCULATION PUMP MD 20 (High Volume Pump for dev filter)
YES	803056	OVERFLOW PIPE - DEV (RED) FOR LL D & HS MODELS
YES	803057	OVERFLOW PIPE - WATER (BLACK) FOR LL D & HS MOD
YES	803067	OVERFLOW PIPE FIX (GREEN) FOR LL D & HS MODELS
YES	803064	HEATING ELEMENT - TANK 800W (25-D,-HS, 33, 39, 48)
YES	901008	GEAR, 16 T (IDLER) Ø=5,2MM
YES	901012	GEAR, 30T (IDLER) FOR RACK Ø=10,1 MM
YES	901010	GEAR, 16T (DRIVEN) FOR ROLLER IN RACK Ø=4.9 MM
YES	901019	BEARING W/SPRING HOLDER & SPRING Ø=5.5MM
YES	901021	STEEL BEARING FOR 30T GEAR WHEEL ON RACKS
YES	901022	SPRING FOR BEARING (RACKS 901019 & 901020)
YES	902037	NTC SENSOR FOR DRYER
	902038	FAN FOR ELECTRONICS DRAWER 80 MM (3 ¼")
YES	903044	30 T GEAR W/SCREW FOR MAIN DRIVE MOTOR
YES	500-19-044	REPLENISH PUMP OSCILLATING (ALL LL MODELS)
YES	LGJ6088	MAIN MOTOR – SWF
	903050	DRIVE SHAFT COMPLETE
YES	903051	WORM-GEAR ON DRIVE SHAFT W/SCREW
YES	903052	GEAR, 30 T ON DRIVE SHAFT W/SCREW
YES	903053	SUPPORT FOR BALL BEARING ON DRIVE SHAFT
YES	903054	BALL BEARING ON DRIVE SHAFT
YES	903055	STOP BEARING W/SCREW ON DRIVE SHAFT
YES	903056	OVERFLOW PIPE - DEV (RED) FOR LL S & P MODELS
YES	903057	OVERFLOW PIPE - WATER (BLACK) FOR LL S & P MOD
YES	903067	OVERFLOW PIPE FIX (GREEN) FOR LL S & P MODELS
YES	903060	LOW LEVEL CONTROL PLATE – (TOP OF TANKS)
YES	903064	HEATING ELEMENT TANK 500W (17-S, -D, -HS, -P, 25-S, -P)
YES	903058	OVERFLOW PIPE TOOL
	904014	INTERFACE CABLE 2.5M
YES	904040	LOW LEVEL FLOAT SWITCH – (BOTTOM OF TANKS)
	904055	CONSOLE COMPLETE W/WIRE
	904061	MAIN POWER SWITCH KG 32

	904062	START-STOP SWITCH P131 51/52
	904066 904066R	MAIN BOARD TP-10 rev. D MAIN BOARD TP-10 rev. D or rev. C Rebuilt
	904127	SOLID STATE RELAY w/LED ON TP-10 rev D
	904100	16A MECHANICAL Relay on TP-10 revs. C and D
YES	904069	TEMP. SENSOR FOR DEV TANK (RED Wires)
YES	904070	TEMP. SENSOR - FIX TANK (GREEN Wires)
	904072	FUSE 0.8MA FOR TP-10 5x20MM
	904073	FUSE 10A FOR TP-10 5x20MM
	904074	FUSE 3.15A FOR TP-10 5x20MM
	904075	FUSE 10A FOR TP-10 6x32MM
	L335-19-002 L335-19-010	INPUT DETECT SENSOR OPB 710 (Optical Sensor) INPUT DETECT SENSOR OPB 690 (Optical Sensor w/Actuator)
	904101	MAIN CONTACTOR 16amp
	904103 904105	5x20mm FUSE HOLDER FOR TP-10 (2 LEGS) 5x20mm “ “ “ “ (4 LEGS)
	904105	6x32mm FUSE HOLDER FOR TP-10
YES	904107	THERMAL SAFETY SWITCH, DRYER 70C/158F
YES	905000	BEARING FOR ROLLER Ø=5,5MM
YES	905003	CROSS-OVER HOOK (BRACKET) LEFT/RIGHT SIDE
YES	905007	O-RING FOR OVERFLOW PIPE
YES	905031 905130	FAN FOR UPPER DRYER SECTION 140MM (5 ½” X 1 ½”) FAN FOR LOWER DRYER SECTION 140MM (5 ½” X 2 ½”)
YES	905050	SUPPORT FOR NTC TANK
YES	905115	WATER VALVE
	905245	U-BEND, AIRLOCK TOOL FOR CIRCULATION
YES	XX1004	STEEL GUIDE - W 48 MM
YES	XX1005	STEEL GUIDE - W 33 MM
YES	XX1006	STEEL GUIDE - W 38 MM
YES	XX1008	PP ROLLER FOR RACK
YES	XX1009	INLET RUBBER ROLLER FOR DEV RACK
YES	XX1025	CROSS-OVER FOR DEVELOPER (RED)
YES	XX1026	CROSS-OVER FOR FIX (GREEN)
YES	XX1027	CROSS-OVER FOR WATER (BLACK)
YES	XX1104	STEEL GUIDE - W 43 MM
YES	XX1105	STEEL GUIDE - W 23 MM
YES	XX1108	DEV INLET GUIDE - W 38 MM
	XX2004	DRYER RACK COMPLETE
	XX2006	DRYER GUIDE 51 MM (ALU.)
YES	XX2009	PP ROLLER FOR DRYER SECTION (TOP)
YES	XX2010	PP ROLLER FOR DRYER SECTION (BOTTOM)
	XX3042	BASKET
	XX3063	SENSOR BAR ALUMINIUM (Square Tube)
	XX4069	SENSOR BOARD OPB710 COMPL. W/2 SENSORS
	XX1000	DEV RACK COMPLETE
	XX1002	FIX RACK COMPLETE
	XX1003	WATER RACK COMPLETE
	XX7003	TANK COMPLETE PVC

Replace XX with two of the digits as described below

17	for 17-S and -P.
43	for 17-D and -HS.
25	for 25-S and -P.
65	for 25-D and -HS.
33	for 33-D and -HS.
84	for 33-S and -P.
39	for 39-S and -P.
99	for 39-D and -HS.

For further assistance with parts identification
or help with troubleshooting contact LogEtronics at:

Voice (703) 912-7745 - Fax (703) 912-7610

8:00am to 5:30pm Eastern Time M-F

Email – logeparts@erols.com or logeservice@erols.com